

**STUDÌN E  
METÌN ADUN  
LA MACHINE  
FOTOGRAFICHE  
DI  
UGO PELLIS**




Daspò vê studiât in gjeometrie lis figuris dai solits (tant che il cubi e il paralelepiped) cul lôr disvilup sul plan e in siencis la lûs e il voli dal om, la classe 5°A di Vie Rossini a Manzan, e à pensât di unî lis cognossincis e studiâ ancje cemût che e funzione une machine fotografiche.

I arlêfs a àn imparât che cuant che un rai di lûs al jentre sedi tal nestri voli sedi intune machine fotografiche al prodûs une imagjin intal midiesim mût. Cussì il prin pas al è stât chel di prontâ une cjamare scure doprant une scjatule: ogni arlêf cun libertât a 'nd à sielt une, duncje lis dimensions e li formis a jerin lis plui svariadis.




Daspò i scuelârs a àn tirât jù lis misuris des scjatulis e a àn dissegnât, parsore di un sfuei di cjarte di impac, il disvilup sul plan dal lôr solit.



**Une volte prontât il disvilup sul plan, lu àn taiât e lu àn pleât daûr des liniis, par tacâlu ae scjatule.**



**Il midiesim disvilup al è stât puartât sul carton par podê vê i tocs par meti dongje la machine fotografiche.**








**Ae fin ogni arlêf al è rivât a prontâ la sô machine fotografiche model "Pellis"!**








**Ma e restave une piçule cuistion: studiâ i tocs di une machine fotografiche par jessi sigûrs che il model "Pellis" al funzioni une vorone ben!**

**Ma e restave une piçule cuiston: studiâ i tocs di une machine fotografiche par jessi sigûrs che il model “Pellis” al funzioni une vorone ben!**










Manzan, di 21 d Mai, da 2021

LA MACHINE PHOTOGRAPHIQUE DE UGO PELLIS



C'est ce que en dai doi


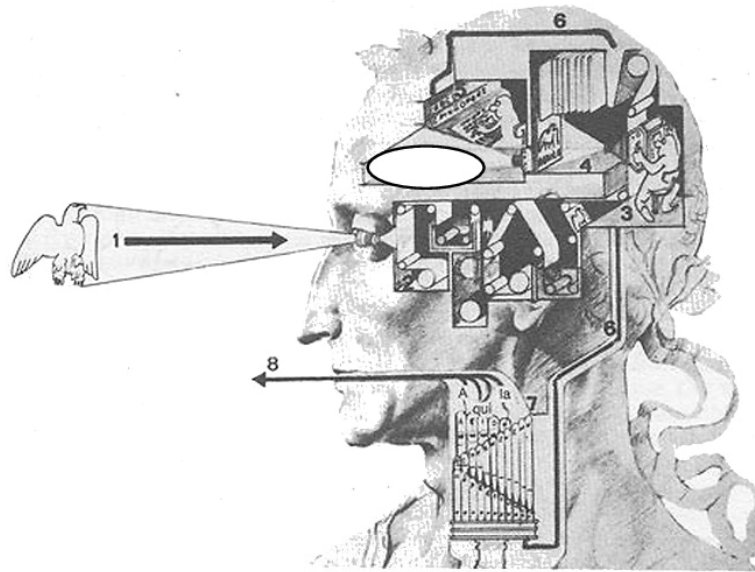
modèles de machines photographiques

dépôt de Ugo Pellis par

fermé les images

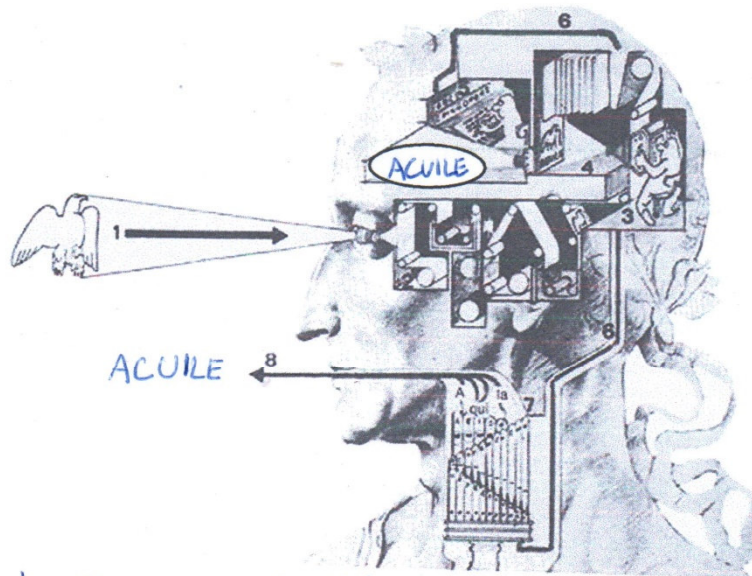
des parents que de

studier de l'enc de l'ère






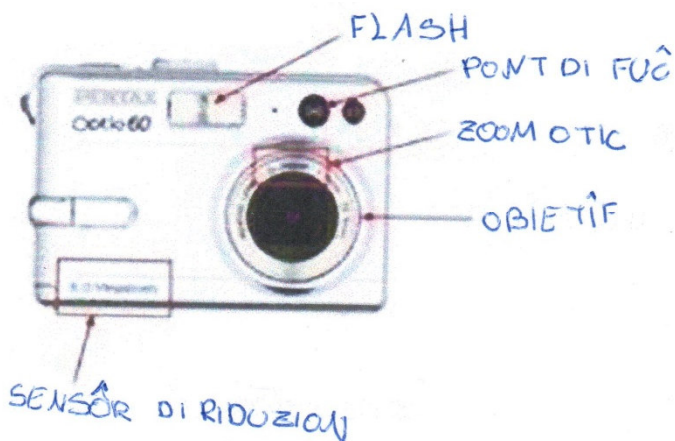
# LA EVOLUZIONE DE MACHINE FOTOGRAFICHE



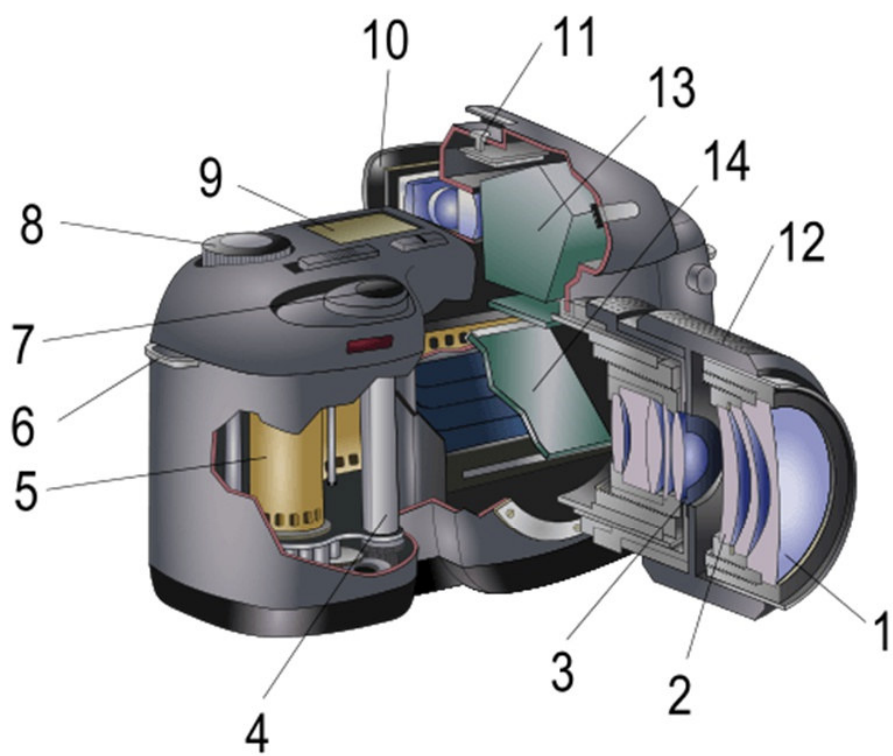
Il cerviel di Cesar cu la fate di un mecanisin che al mostre il mont de tri di se



Une machine fotograficche che e so mee a che di Pellis esot une di ore di vie.

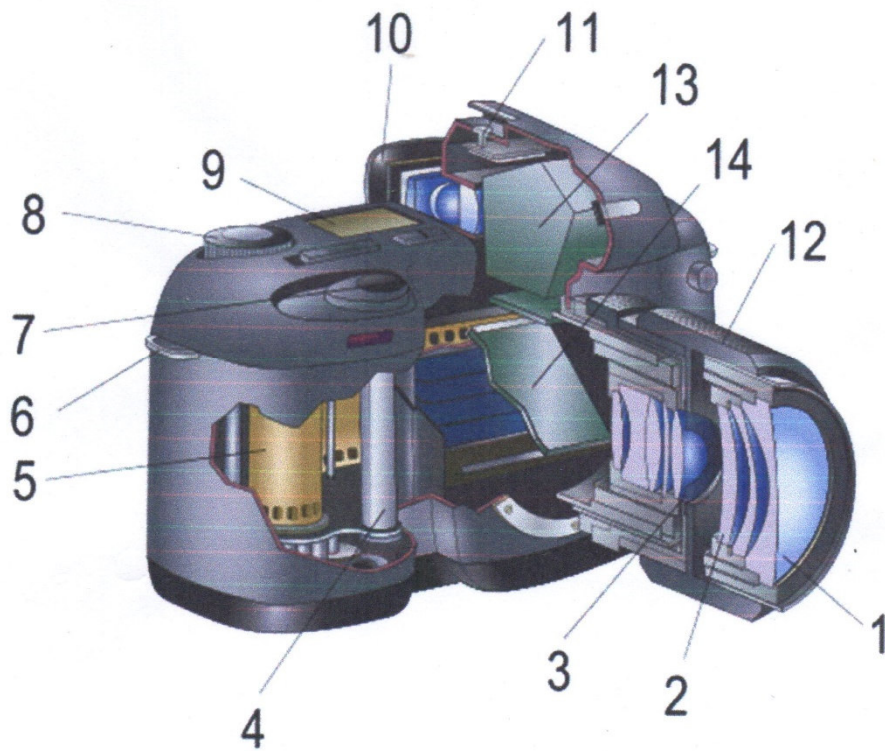






- 1.....
- 2.....
- 3.....
- 4.....
- 5.....
- 6.....
- 7.....
- 8.....
- 9.....
- 10.....
- 11.....
- 12.....
- 13.....
- 14.....

## UNE MACHINE FOTOGRAFICHE MODERNE



1. ASSORBIMENTI/FILTRI OTICI
2. ELEMENTS DE LINT
3. FILTRI OTIC
4. STRISSINAMENT
5. PELICULE/RULIN
6. GANG DAL OBIETTIF
7. CONTROL DES FONCTIONS
8. BOTON DI SALT
9. SCHERMI CD
10. SMIRE
11. FLASH
12. ZOOM
13. PENTAPRISME
14. SPIEL

Vuè al puest de pellicule a son i sensori e la slot de memory card

**Cun dutis lis informazions dal câs i arlêfs a àn provât a “fotografâ” ...**



**...l'arbul dal zardin de scuele...**



**...i nûi dal cîl...**




**...la mestre!**




**Ma Ugo Pellis no dome al fotografave ma ancje al notave lis peraulis des lenghis. In graciis di lui o vin l' "Atlant Linguistic".**

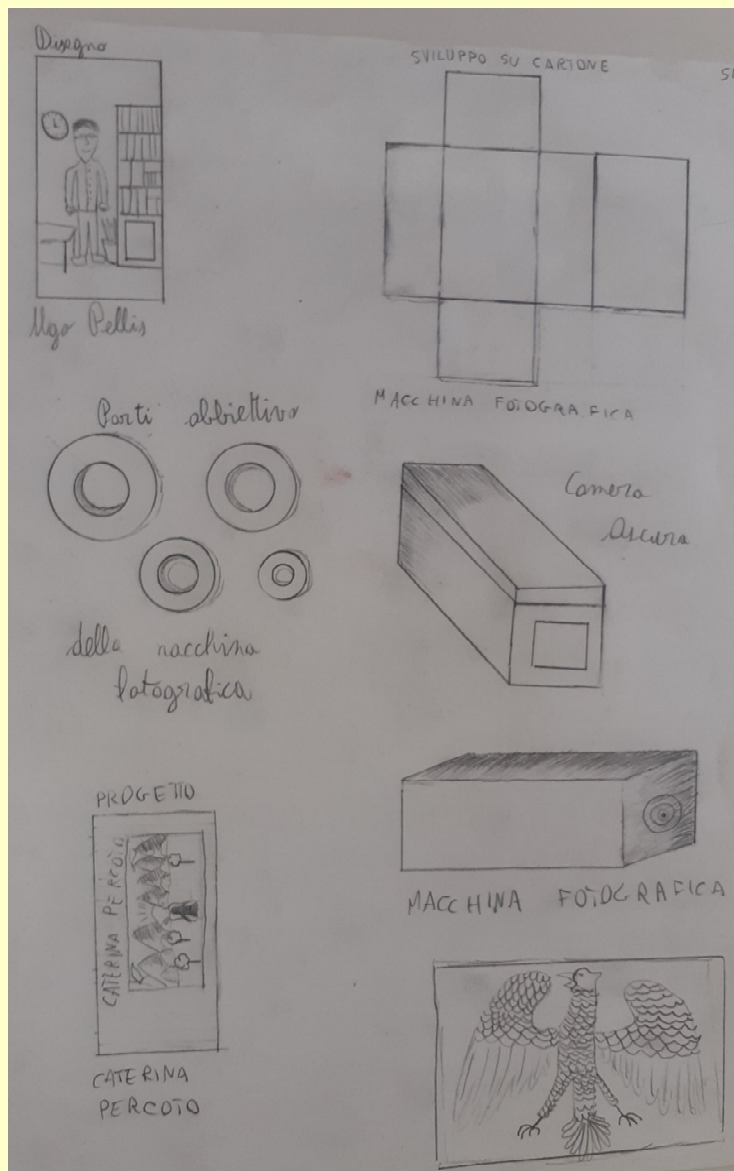
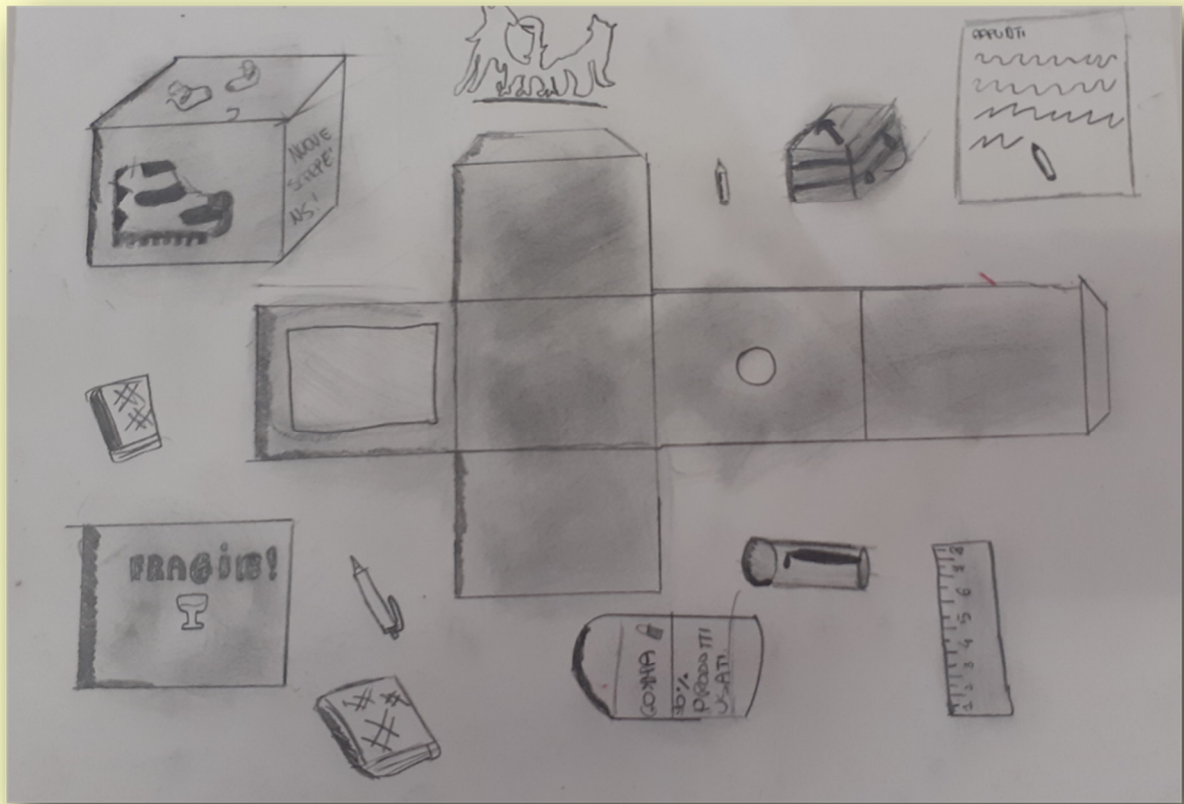
**Parcè no provâ a prontâ un de classe?**

**Cussì i fruts, daspò vê let la conte "Catinute" e vê cjalât lis fotografiis in blanc e neri di Pellis, ancje chês di Manzan, a àn dissegnât un lûc, une mangjative o alc altri fasint fente di jessi l'innomenât studiôs. I dissens, di là da jessi metûts tal Atlant linguistic de classe, a son stâts fotografâts ancje cu la machine "Pellis".**


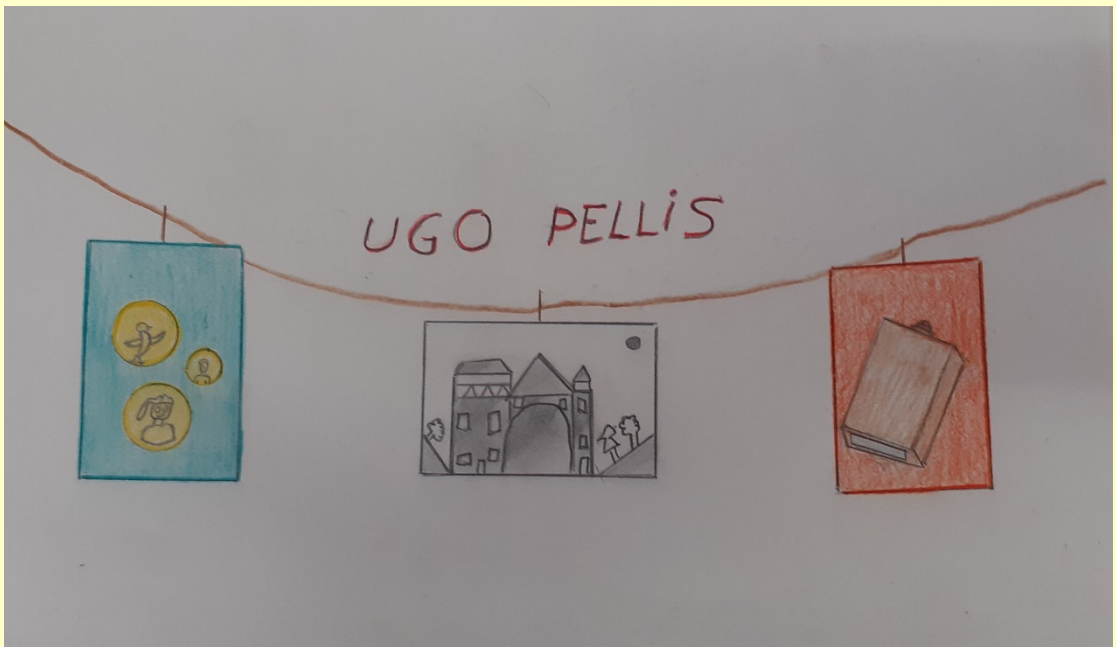


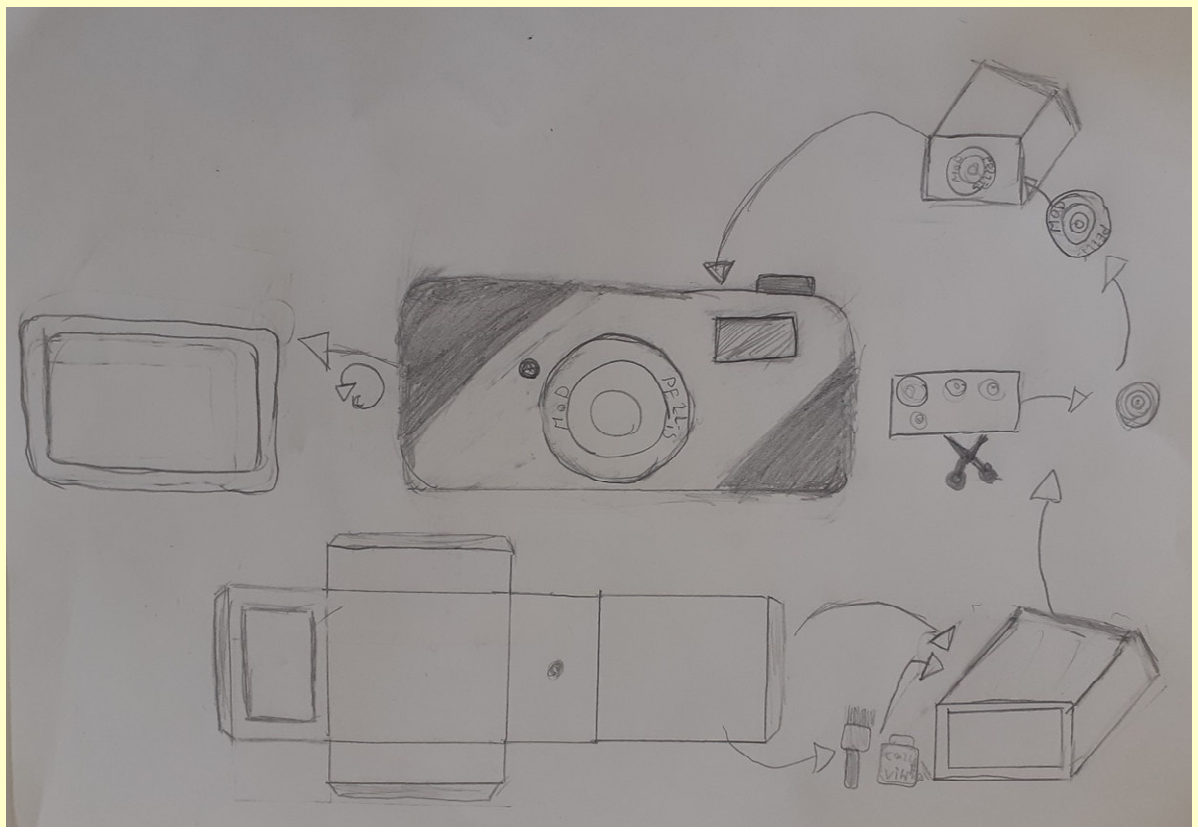








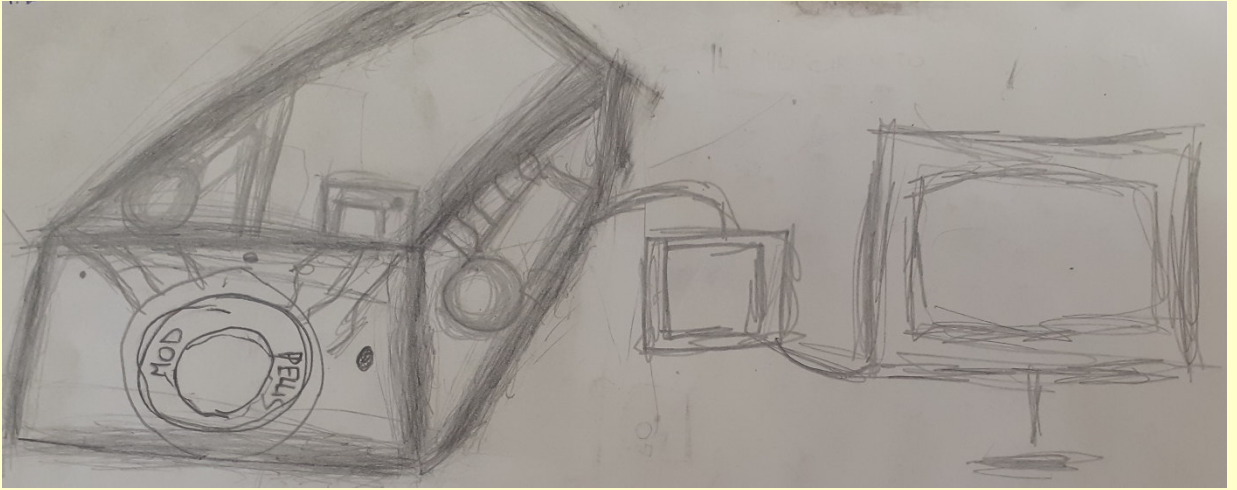







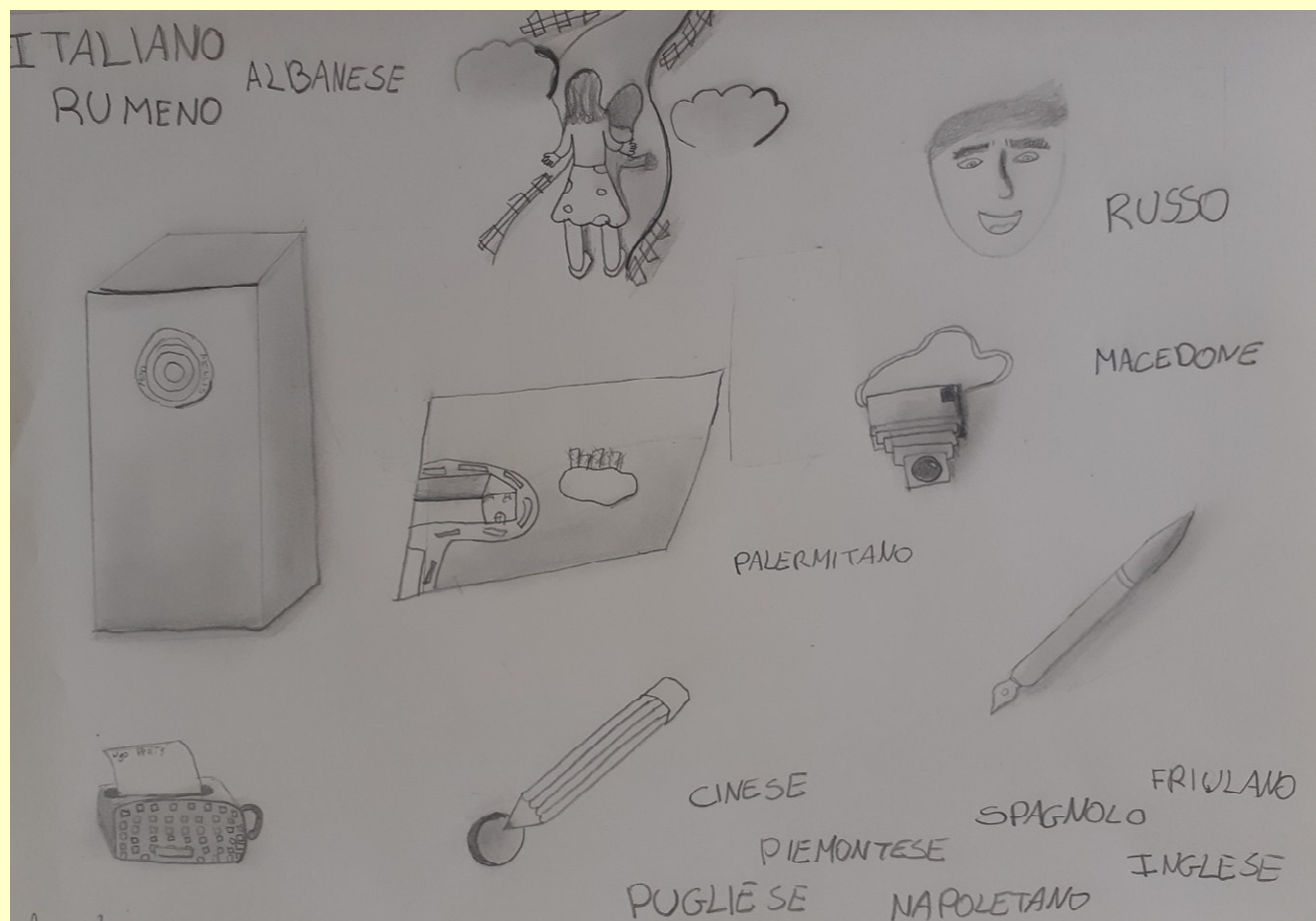





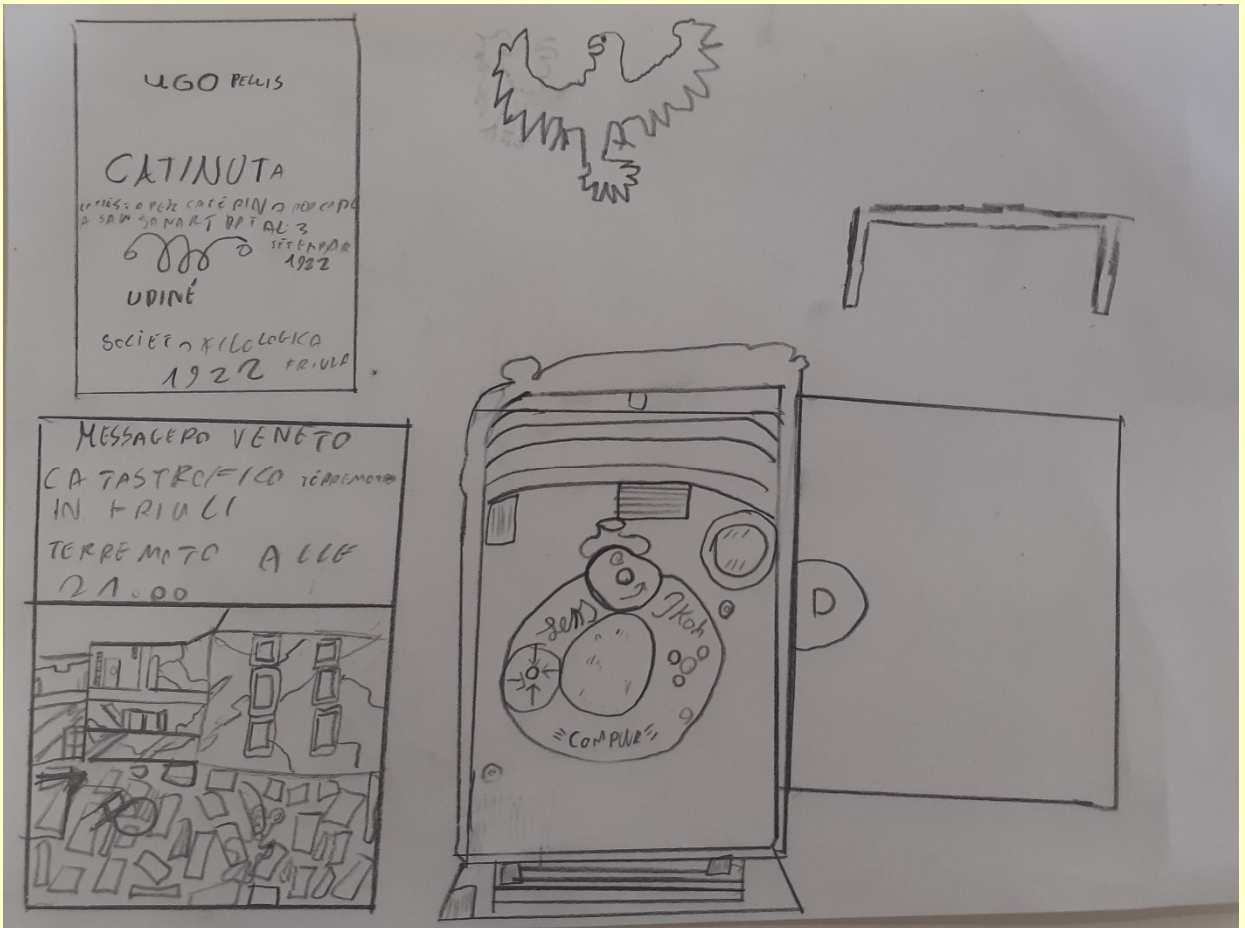



DENIS














OPUSCOLI DELLA « SOCIETÀ FILOLOGICA FRIULANA »  
N. 9

UGO PELLIS

# CATINUTA

Pa fiesta in onór da contessa CATARINA PERCUDA a San Lorènz di Soles'cian  
ai 3 di setembar 1922



UDINE  
SOCIETÀ FILOLOGICA FRIULANA  
1922

**Di cheste conte al è stât fat un struc par talian. I fruts a àn let e dissegnât i moments plui impuartants cu la mestre Rossana Degano, che lu à metût dentri al progjet dedeât al teritori dal comun di Manzan.**